Inswing doors

# LZ-NH2300N Bracket

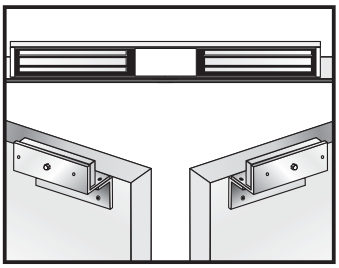

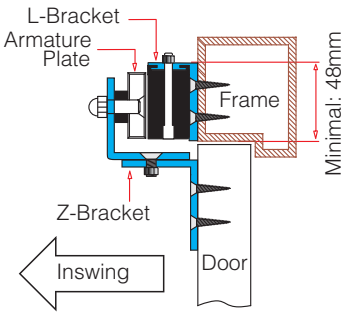


Application for the Electromganet:
EM-NH2300 series

RoHS Compliant

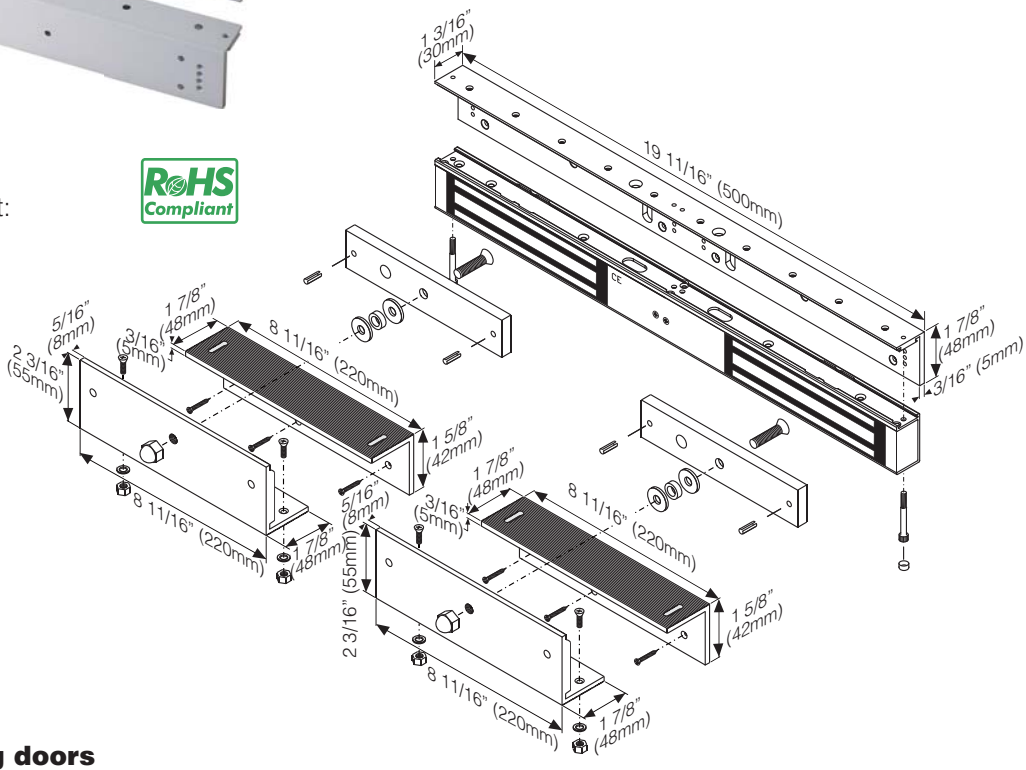


**With LZ bracket for inswing doors**

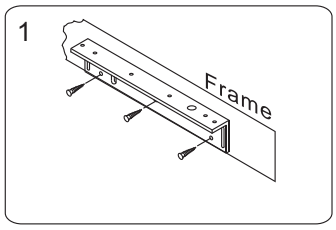


Install L bracket on the door frame. Make sure the door may be opened / closed.

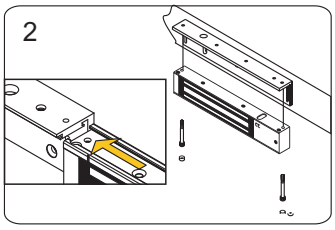


Fasten the electromagnet to L bracket with fixing screws.

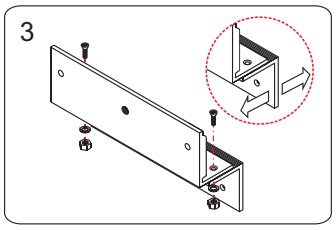


Assemble Z bracket. Make sure it is still loose.

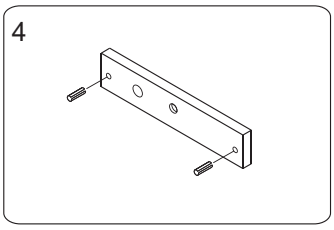


Insert the guide pins into the armature plate.

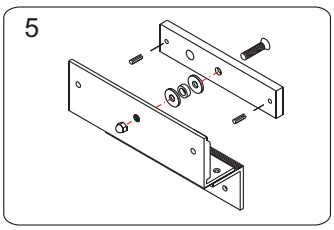


Fasten the armature plate to Z bracket. Insert the rubber washer between them.

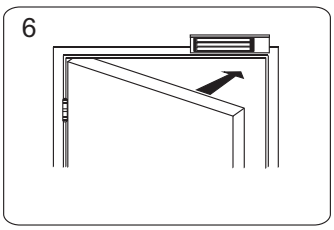


Close the door and turn on the power.

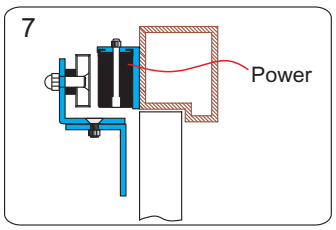


Let the armature plate and electromagnet bond together. Press Z bracket to the door leaf.

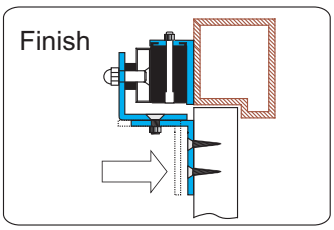


Fasten Z bracket to the door leaf.

GEM®
GIANNI INDUSTRIES, INC.
Tel: +886-2-2267-7986 Fax: +886-2-2267-9876
www.gianni.com.tw inquiry1@gianni.com.tw