Inswing doors

LZ-GL1200FS-IOTB Bracket

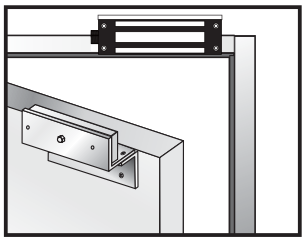

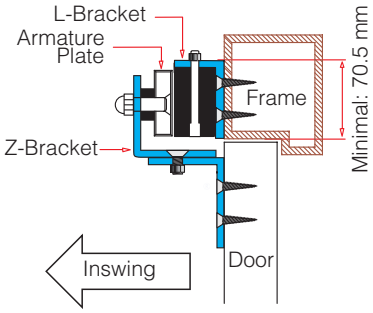

Application for the Electromganet:
GL1200FS-IOTB

RoHS Compliant

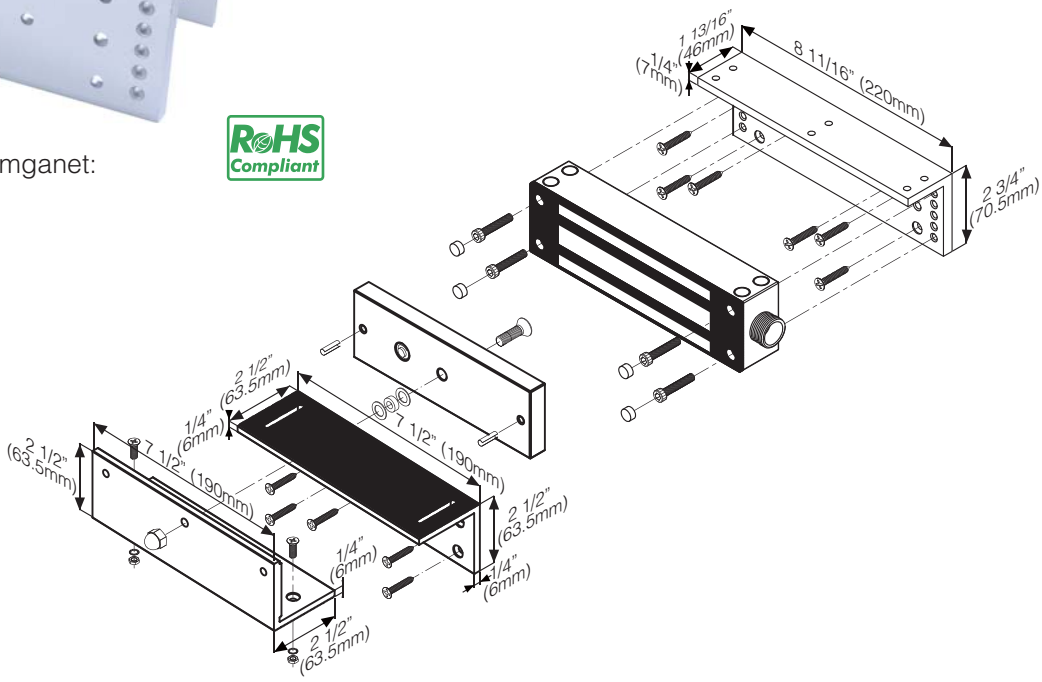

LZ bracket for inswing doors (Surface Mount)

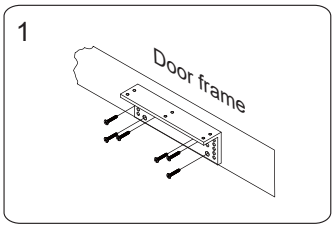

Install L bracket on the door frame. Make sure the door may be opened / closed.

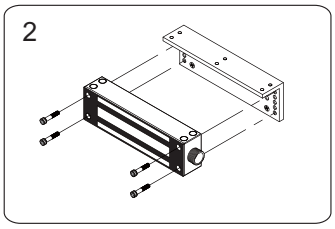

Fasten the electromagnet to L bracket with fixing screws.

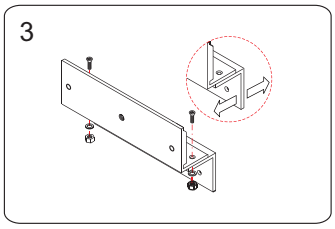

Assemble Z bracket. Make sure it is still loose.

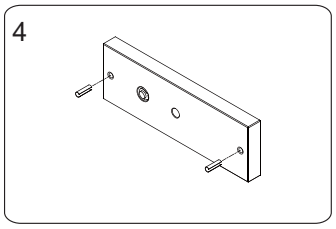

Insert the guide pins into the armature plate.

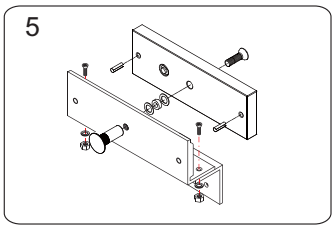

Fasten the armature plate to Z bracket. Insert the rubber washer between them.

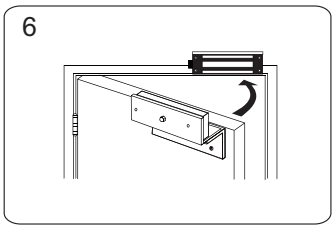

Close the door and turn on the power.

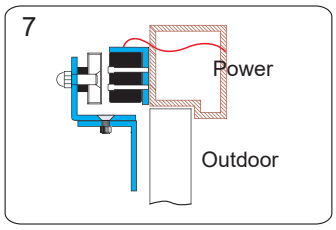

Let the armature plate and electromagnet bond together. Press Z bracket to the door leaf.

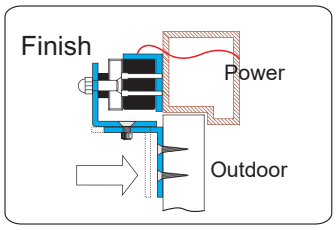

Fasten Z bracket to the door leaf.

GEM®
GIANNI INDUSTRIES, INC.
Tel: +886-2-2267-7986 Fax: +886-2-2267-9876
www.gianni.com.tw inquiry1@gianni.com.tw