

# Electric Strikes

## **GK500 ANSI Series**

Durable, Versatile Strikes for Residential and Business



The GK500 ANSI series electric strikes are designed for use with cylindrical locksets. The GK550/580 features hold-open function (internal) that enables the strike to stay unlocked until the actual opening of the door. The GK580/590 offers three different faceplates to meet your requirements.

### Standard Features

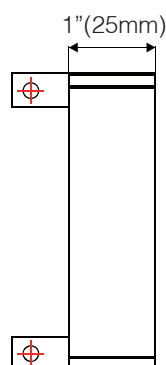
- Endurance 1,000,000 cycles
- Non-handed fully reversible
- Zinc alloy construction
- Static strength 800 lbs (363Kg)
- Stainless steel keeper (Except GK550/580 series)
- Faceplate included for centerline or offset latch entry

### Other Features

- Internal hold-open function
- Adjustable keeper
- Includes 3 faceplates of different sizes (For GK580/590)
- Optional latch monitor (For GK580 without hold-open function)

### Optional Accessories

#### Lip Extensions (For GK580 Only)



LP-GK580-025

### Patents, Approval, and Listings

CE: EC741012-01 (GK505)



GIANNI INDUSTRIES, INC.

Tel: +886-2-2267-7986 Fax: +886-2-2267-9876  
www.gianni.com.tw inquiry1@gianni.com.tw

## GK500 ANSI Series Electric Strikes

Models	Voltage	Mode	Latch Throw	Adjustable Keeper	Hold-Open (Internal)	Finish
<b>Offset Strikes - For Offset Latch Entry</b> The strike portion is not centered on the reversible faceplate.						
<b>GK505</b>	8-16 VAC, 12VDC, 24VDC	Fail-secure	11/16" (16.8mm)	—	—	Satin chrome (US26D)
<b>GK506</b>	12 VDC, 24VDC	Fail-safe	11/16" (16.8mm)	—	—	Satin chrome (US26D)
<b>GK570</b>	12 VDC, 24VDC	Fail-safe	3/8" (9mm)	—	—	Satin chrome (US26D)
<b>GK571</b>	8-16 VAC, 12VDC, 24VDC	Fail-secure	3/8" (9mm)	—	—	Satin chrome (US26D)
<b>Centerline Strikes - For Centerline Latch Entry</b> The strike portion is centered on the reversible faceplate.						
<b>GK507</b>	8-16 VAC, 12VDC, 24VDC	Fail-secure	11/16" (16.8mm)	—	—	Satin chrome (US26D)
<b>GK508</b>	12 VDC, 24VDC	Fail-safe	11/16" (16.8mm)	—	—	Satin chrome (US26D)
<b>GK550-001</b> <b>GK550-002</b>	12 VDC 24 VDC	Fail-safe	1/2" (12mm)	●	—	Silver
<b>GK550-101</b> <b>GK550-102</b>	12 VDC 24 VDC	Fail-secure	1/2" (12mm)	●	—	Silver
<b>GK550-151</b> <b>GK550-152</b>	12 VDC 24 VDC	Fail-secure	1/2" (12mm)	●	●	Silver
<b>GK555-001</b> <b>GK555-002</b>	12 VDC 24 VDC	Fail-safe	1/2" (12mm)	—	—	Silver
<b>GK555-101</b> <b>GK555-102</b>	12 VDC 24 VDC	Fail-secure	1/2" (12mm)	—	—	Silver
<b>GK580-001</b> <b>GK580-002</b>	12 VDC 24 VDC	Fail-safe	5/8" (16mm)	●	—	Brushed stainless steel (US32D)
<b>GK580-101</b> <b>GK580-102</b>	12 VDC 24 VDC	Fail-secure	5/8" (16mm)	●	—	Brushed stainless steel (US32D)
<b>GK580-151</b> <b>GK580-152</b>	12 VDC 24 VDC	Fail-secure	5/8" (16mm)	●	●	Brushed stainless steel (US32D)
<b>GK590</b>	8-16VAC, 12 VAC/DC, 24 VAC/DC	Fail-secure	5/8" (16mm)	—	—	Brushed stainless steel (US32D)

### Offset Strikes



GK505/506  
For use on wood doors



GK570/571

## Centerline Strikes



**GK507/508**  
For use on wood doors



**GK550**  
Also used with mortise lockset  
without deadbolt



**GK555**



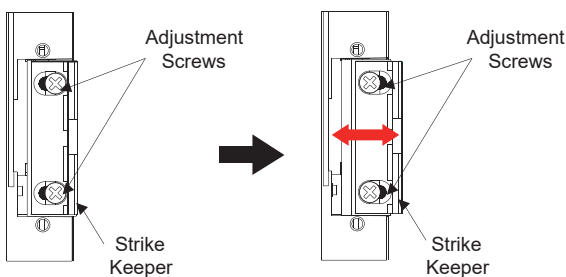
**GK580**  
Includes 3 faceplates of different sizes  
Also used with mortise lockset without deadbolt  
Optional latch monitor



**GK590**  
Includes 3 faceplates of different sizes  
Also accommodates GEM-470R/L deadlatch lock

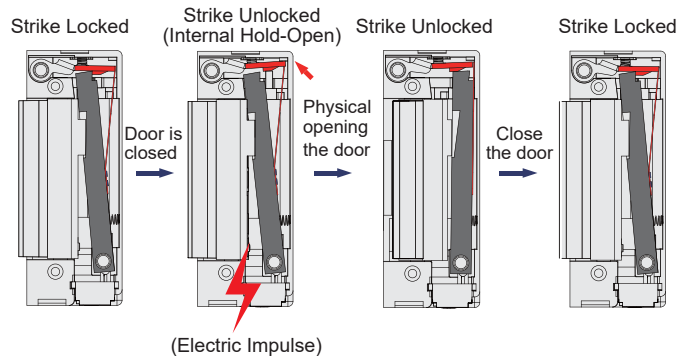
## GK550/580 Special Features

### Adjustable Keeper



The GK550/580 features an **adjustable keeper** that can be moved horizontally to compensate for installation difficulties such as warped doors.  
(Maximum adjustable range: 3mm)

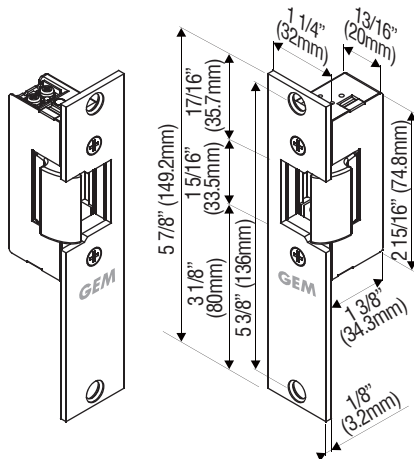
### Hold-Open (Internal)



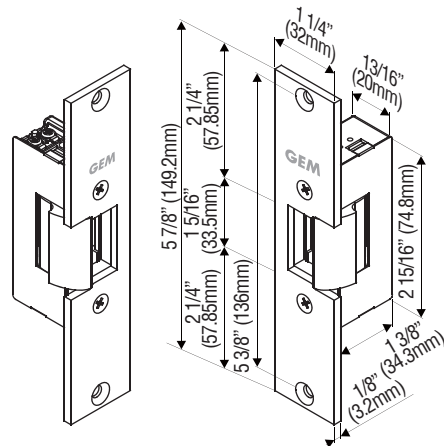
The hold-open function (Internal) enables strike to become . unlocked after single electric impulse. The electric strike is open until physical opening the door, then the latch is coming back to standard position (closed). Internal hold-open has no extending switch and does not have to be adjusted to the door latch.

## Dimensions

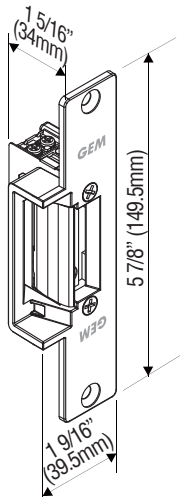
GK505/GK506



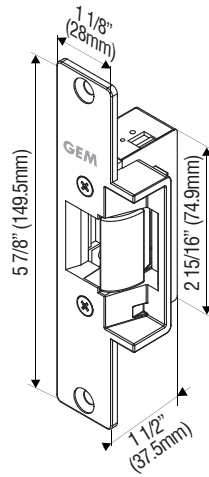
GK507/GK508



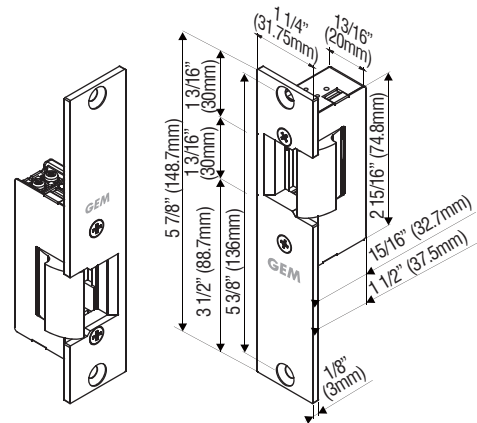
GK550



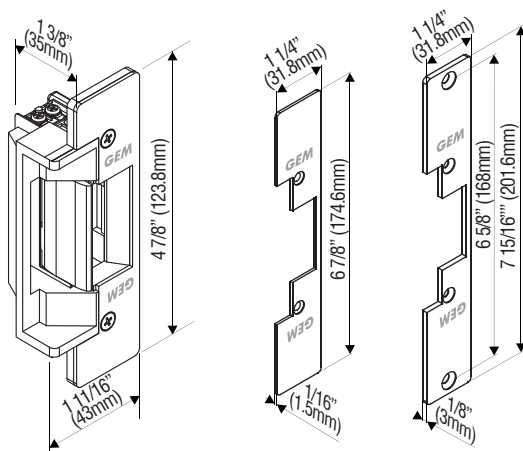
GK555



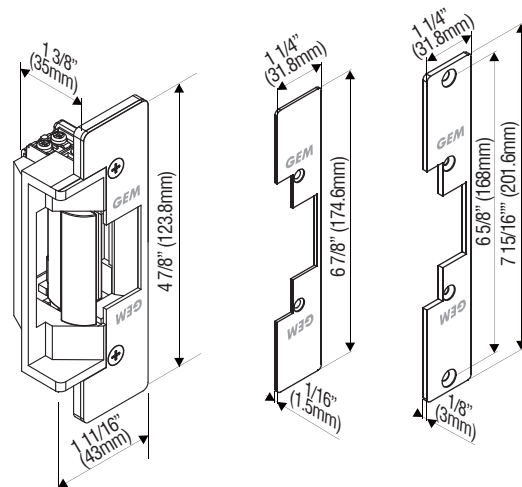
GK570/GK571



**GK580 with 3 faceplates**



**GK590 with 3 faceplates**



### Warranty

The product is warranted against defects in material and workmanship while used in normal service for a period of 3 years from the date of sale to the original client. The GEM policy is one of continual development and improvement; therefore GEM reserves the right to change specifications without notice.