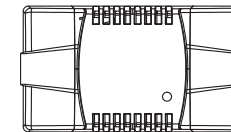



Model: PSM-25T



Model: PSM-25T

Model: AS-500

INPUT
12~24VAC/VDC
- +



Model: AS-500

INPUT
12~24VAC/VDC
- +



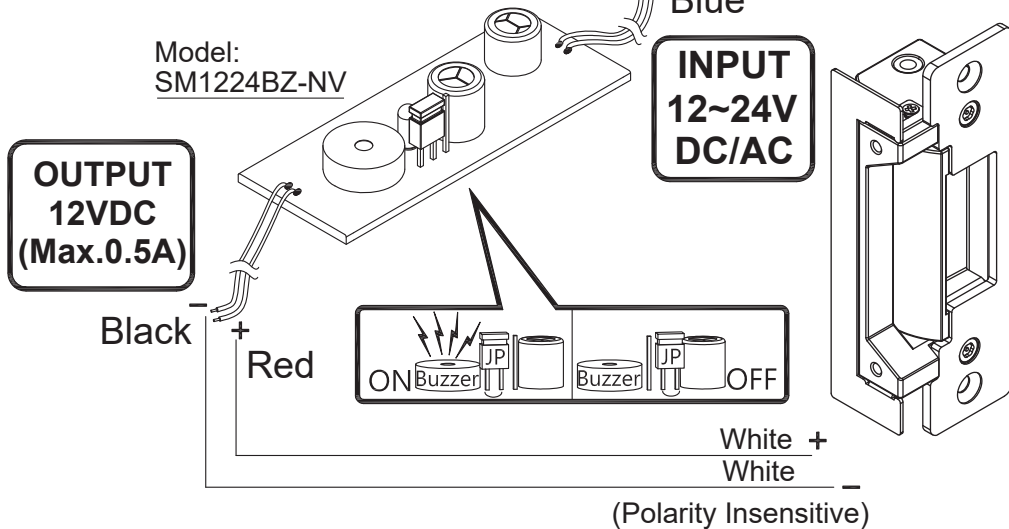
Model: GK300-12

Blue Blue

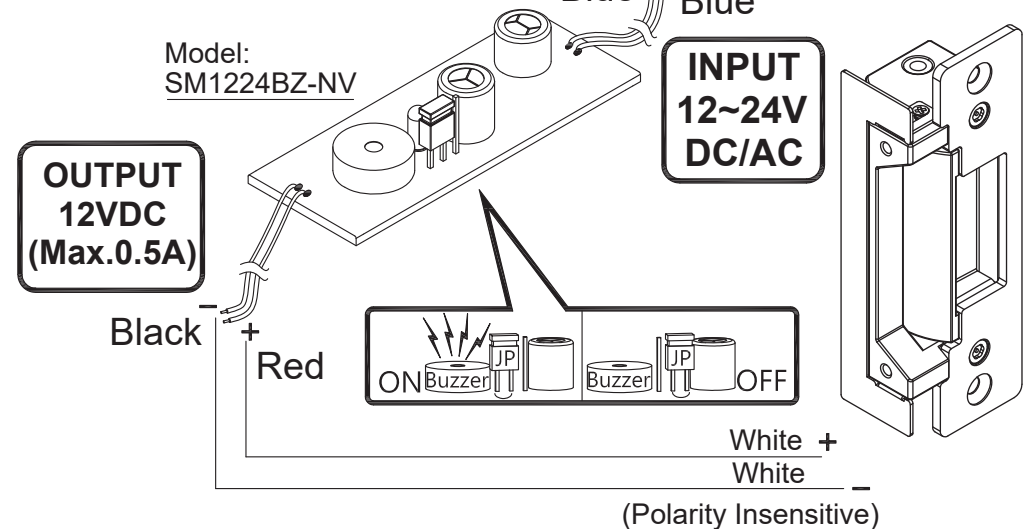
Model: GK300-12

Blue Blue

Model:
SM1224BZ-NV



Model:
SM1224BZ-NV



(Fail-secure)

(Fail-secure)

* We recommend using at least a 16VAC/DC transformer for devices that require 0.5A.

* AC transformers should range from 12 to 24 VAC, and DC power supplies from 14-24 VDC.

* We recommend using at least a 16VAC/DC transformer for devices that require 0.5A.

* AC transformers should range from 12 to 24 VAC, and DC power supplies from 14-24 VDC.