

Electric Dropbolts

Fail-Secure Series

Field Reversible Bolt for Easy Installation



EB260-N

EB270



Mechanical override in the event of power failure (Cylinder not included)

The Fail-secure series electric dropbolt is designed for use on **single action** doors.

With a Euro-profile cylinder, the Fail-Secure series can even be operated manually in case of power failure. The EB261/265/270 series features a beveled, reversible latchbolt that allows the handing to be changed in seconds. The EB270 is also designed with a deadlatch to prevent the latchbolt from being forced back with a knife or card when the door is closed.

Standard Features

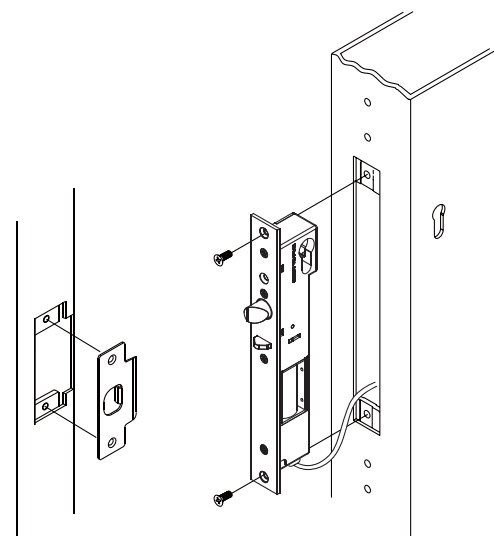
- Fail-secure (Power to open)
- For single action doors
- Reversible bevelled latchbolt for easy installation (Except EB260-N, EB260M-N)

Optional Features



- Mechanical key/thumbturn override
- Built-in bolt status sensor indicates bolt locked/unlocked

Patents, Approvals, and Listings

- CE: EC262504-01 (EB261)
- Patented in Taiwan (EB270)



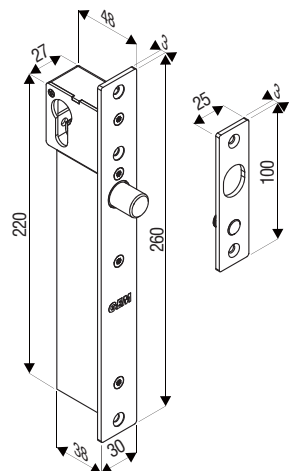
Fail-Secure Series Electric Dropbolts

Models	Voltage	Current Draw	Functions				Backset (mm)	Finish
			Relock Timer	Bolt Status Sensor	Reversible Latchbolt	Deadlatch		
EB260-N	12 to 28 VDC	1.2A/12VDC	—	—	—	—	35	SS
EB260M-N	12 to 28 VDC	1.2A/12VDC	●	●	—	—	35	SS
EB261 	12 to 24 VAC/VDC	1.2A/12VDC	—	—	●	—	35	SS
EB261M 	12 to 24 VAC/VDC	1.2A/12VDC	—	●	●	—	35	SS
EB265	12 to 24 VAC/VDC	1.2A/12VDC	—	—	●	—	55	SS
EB265M	12 to 24 VAC/VDC	1.2A/12VDC	—	●	●	—	55	SS
EB270	12 to 24 VAC/VDC	1.2A/12VDC	—	—	●	●	35	SS
EB270M	12 to 24 VAC/VDC	1.2A/12VDC	—	●	●	●	35	SS

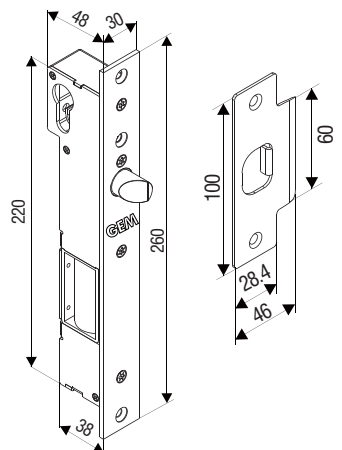
SS: Brushed stainless steel



Adjustable sensor magnet in the strike plate to accommodate various door gaps. Maximum sensing range is 5 mm.



Reversible latchbolt to suit left or right handed doors



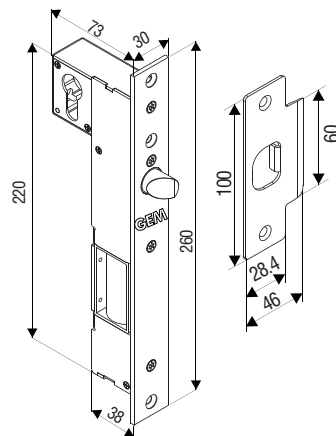
All dimensions in mm



EB265



Reversible latchbolt
to suit left or right handed
doors



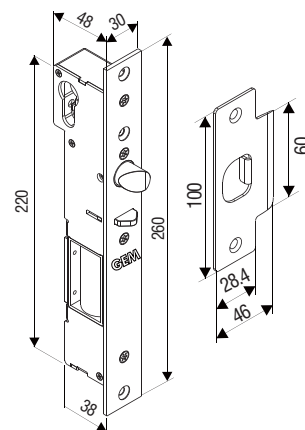
EB270



Reversible latchbolt
to suit left or right
handed doors



Auxiliary deadlatch
for higher security
control



All dimensions in mm

Optional Cylinder & Key Accessories

ECY-72S

Euro-profile thumbturn cylinder
(Overall 72mm long, for maximum door leaf depth of 52mm)



ECY-72D

Euro-profile double cylinder
(Overall 72mm long, for maximum door leaf depth of 52mm)



Warranty

The product is warranted against defects in material and workmanship while used in normal service for a period of 1 year from the date of sale to the original client. The GEM policy is one of continual development and improvement; therefore GEM reserves the right to change specifications without notice.