







# POWER SUPPLIES

## PSB/PSU Series

	Uninterruptible Power Supplies					Mini Power Supply
	PSB3A PSB5A	PSU100	PSU310-120 PSU310-230	PSU510-120 PSU510-230	PSU320-12 PSU320-24	PSU18-12TB PSU18-24TB
<b>Model</b>						
<b>Power Supply Type</b>	Linear	Linear	Linear	Linear	Switching	Switching
<b>Special Feature</b>	Toroidal transformer	—	Built-in red flashing light alarm	Field selectable 12 or 24 VDC output	Red flashing light alarm	Compact size
<b>Input Voltage (VAC)</b>	220 - 240 (Special order 110 to 120)	120, 230	110, 230	110, 230	100 - 240V 50/60 Hz	100 - 240V 50/60 Hz
<b>Output Voltage (VDC)</b>	3A 13.8V/27.6V 5A 13.8V/27.6V	2A/13.4 (24W) 2A/27.6 (48W)	2A/13.8V (24W)	3A/13.8V (36W) or 2A/27.6V (48W)	3A/13.8V (36W) 2A/27.6V (48W)	1A/12V 0.5A/24V
<b>Status LED</b>	AC, DC, Battery	—	DC, Battery	DC, Battery	AC, DC, Battery	Power
<b>Tamper Switch</b>	Yes	No	No	No	No	No
<b>Emergency Override Input</b>	No	No	Yes	Yes	Yes	No
<b>Optional Accessories</b>	Power distribution board	—	—	Power supply modules Board stacker Main power switch	Power supply modules Board stacker	—
<b>Dimensions</b>	12 5/8"x2 13/16"x3 1/2" (320 x 325 x 89.5 mm)	8 1/4"x 8 11/16"x3 1/8" (210 x 220 x 80 mm)	12 3/16"x8 15/16"x3 3/8" (310 x 227 x 86 mm)	13"x13"x 3 3/8" (330 x 330 x 86 mm)	1 2 5/8"x10 15/16"x3 9/16" (321 x 277 x 90 mm)	2 3/16"x1 7/8"x1 9/16" (55 x 48 x 40 mm)
<b>Protection</b>	Low battery voltage Short circuit Reverse battery polarity Overcurrent Thermal overload	Short circuit Reverse battery polarity Overcurrent Thermal overload	Short circuit Reverse battery polarity Overcurrent Thermal overload	Short circuit Reverse battery polarity Overcurrent Thermal overload	Low battery voltage Short circuit Reverse battery polarity Overcurrent Thermal overload	—

# POWER SUPPLIES

## PSM Series

### High Efficiency Switching Power Supplies

	Plug-In Mount	Boxed with Multi-Indicator Panel	DIN Rail Mount					
	PSM-28T	PSM-29T	PSM-01T-4-AC230V	PSM-02-AC230V	PSM-10T	PSM-112S	PSM-224S	PSM-512S
<b>Model</b>								
<b>Input Voltage (VAC)</b>	100 - 240V 50/60 Hz	100 - 240V 50/60 Hz	230	230	100 - 240V 50/60 Hz	100 - 240	100 - 240	100 - 240
<b>Output 1</b>	12 or 13.8 VDC 1.5A Max.	12 or 13.8 VDC 1.1A Max.	2A/12VDC	1.5A/12VDC	0.5A/12VDC	1A/13.8VDC	2A/27.6VDC	5A/13.8VDC
<b>Output 2</b>	12 or 13.8 VDC 1A Max.	12 or 13.8 VDC 1A Max.	0.5A/12VDC	0.5A/12VDC	2A/12VDC	—	—	—
<b>Battery Charger</b>	12 or 13.8 VDC 0.3A Max.	12 or 13.8 VDC 0.3A Max.	—	—	—	0.28A/14.5VDC	0.25A/27.6VDC	0.28V/14.5VDC
<b>Adjustable Timer (Sec)</b>	0~45	0~45	0~75	—	0~75	—	—	—
<b>Weight (Kg)</b>	0.22	2	1	0.95	0.35	0.25	0.34	0.35
<b>Dimensions</b>	5 1/16" x 2 7/8" x 2" (129 x 73 x 50 mm)	8 1/4" x 8 11/16" x 3 1/8" (210 x 220 x 80 mm)	6 3/16" x 3 7/8" x 2 11/16" (157.5 x 99 x 68 mm)	6 3/16" x 3 7/8" x 2 11/16" (157.5 x 99 x 68 mm)	5 1 / 16 " x 2 7/8" x 2" (129 x 73 x 50 mm)	4 13/16" x 3 15/16" x 2 1/16" (122 x 100 x 68mm)	4 13/16" x 3 15/16" x 2 1/16" (122 x 100 x 68mm)	4 13/16" x 3 15/16" x 2 1/16" (122x100x68mm)